



# 4" MINIATURE UNIVERSAL IC HOUSING

INCANDESCENT LAMPS

IC1

Project: \_\_\_\_\_

Fixture Type: \_\_\_\_\_

Location: \_\_\_\_\_

Contact/Phone: \_\_\_\_\_

## PRODUCT DESCRIPTION

IC Air-Loc® Housing with all 4" trims complies with IECC, Washington State and other state Energy Codes • Double wall construction • Energy efficient, sealed inner housing does not require separate ALG gasket • Air-Loc housing stops infiltration and exfiltration of air, reducing heating and cooling costs • Can be completely covered with insulation.

## PRODUCT SPECIFICATIONS

**Lamp** Lamp ratings based on trim selected – see reverse.

**Socket** Medium base porcelain with nickel-plated copper screw shell.

**Trims** Trim selection shown on reverse.

**Labels** U.L. listed for through-branch wiring, damp locations and IP • Product thermally protected against improper use of lamps • Union made AFL-CIO. • UL Listed/CSA certified • Trim No. 11, 12, 4101, 4102 and 4181 are wet location approved for covered ceiling applications • Trims 14, 17 are wet location approved for covered ceiling applications, **when used with outdoor rated lamps.**

**Testing** All reports are based on published industry procedures; field performance may differ from laboratory performance.

Product specifications subject to change without notice.

## INSTALLATION

**Real Nail 3 Bar Hangers** Telescoping, patent-pending Real Nail 3 system permits quick placement of housing anywhere within 24" O.C. joists or suspended ceilings • Integral T-bar notch and clip secures housing in suspended ceiling grid – no accessory clips required • 24" expansion stop allows quick placement of fixture in standard grid spacing • Bars scored in two locations for fast, clean breaking, allowing housing installation in tight applications • Bars captive to mounting frame • Edge-mounted for extra strength • Captive bugle-headed ring shank nail for quick one-step installation and easy removal with claw hammer for fixture relocation • Quick-Loc slot and oversized locking set screw lock fixture in position • Bar hanger foot contoured to align to bottom of construction joist • Alternate mounting holes included.

**Junction Box** Pre-wired junction box provided with (5) ½" and (1) ¾" knockouts, (4) Non-metallic sheathed cable connectors and ground wire, U.L. listed/CSA certified for through-branch wiring, maximum 8 No. 12 AWG 90° C branch circuit conductors (3 in, 3 out) • Junction box provided with removable access plates • Knockouts equipped with pryout slots.

**Mounting Frame** 22-gauge die-formed galvanized steel mounting frame • 8½" L x 6" W, (excluding bar hangers) • Rough-in section (junction box, mounting frame, housing and bar hangers) fully assembled for ease of installation.

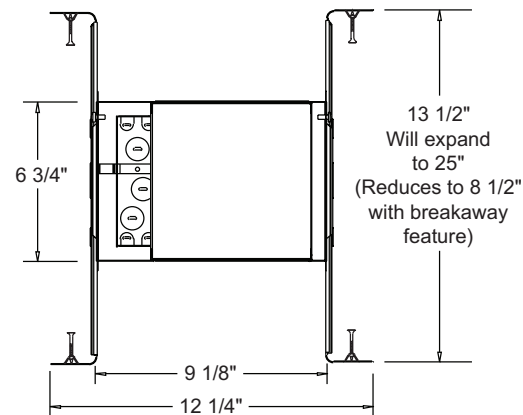
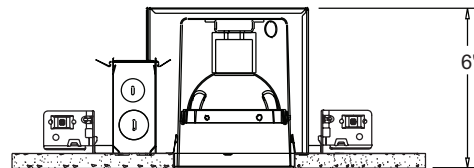
**Housing** Air-Loc IC housing, .032" aluminum • Inner housing is vertically adjustable to accommodate up to a 1¾" ceiling thickness.

## PRODUCT CODES

Catalog Number	Input Voltage	Lamp Rating (max.)
IC1	120V	A19/R14/R16/R20/PART6/PAR20 (See reverse for max. trim rating)

REV-12/08

## DIMENSIONS



4 1/2" CEILING CUTOUT

## ACCESSORIES

Catalog No.	Description
4TSA	Torsion Spring Adapter (for original style housing)
GU10-WHIP	GU10 Socket Whip


















To order, specify catalog number.

# 4" MINIATURE UNIVERSAL IC HOUSING

## INCANDESCENT LAMPS

### IC1


#### TRIMS/LAMPS

	Cat. No.	Description	Max. Lamp Rating		Cat. No.	Description	Max. Lamp Rating
	13-WH	2" Pinhole with Integral Shield	30W R20/ 35W PAR20		4101-WH ◆ 4101-SC ◆ 4101-ABZ ◆	Beveled Dome Shower Beveled Dome Shower Beveled Dome Shower	50W PAR20, 30W R20
	14B-WH ◆◆ 14B-SC ◆◆ 14B-ABZ ◆◆ 14B-BL ◆◆ 14W-WH ◆◆	Black Baffle Black Baffle Black Baffle Black Baffle White Baffle	50W PAR20/R20		4102-WH ◆ 4102-SC ◆ 4102-ABZ ◆	Beveled Shower Beveled Shower Beveled Shower	50W PAR20, 30W R20
	17C-WH ◆◆ 17G-WH ◆◆ 17B-WH ◆◆ 17PT-SC ◆◆ 17W-WH ◆◆ 17HZ-WH ◆◆ 17WHZ-WH ◆◆ 17WHZ-ABZ ◆◆	Cone - Clear Alzak® Cone - Gold Alzak® Cone - Black Alzak® Cone - Pewter Alzak® Cone - Gloss White Cone - Haze Cone - Wheat Haze Cone - Wheat Haze	50W PAR20/R20		4103FROST-WH 4103FROST-SC	Beveled Cylinder Beveled Cylinder	50W PAR/R20
	18-WH 18-SC	Mini Eyeball Mini Eyeball	60W PAR 16		4104HZ-SC 4104WHZ-ABZ	Beveled Cone Beveled Cone	50W PAR/R20
	19-WH	Mini Eyeball	25W R14/40W R16 intermediate screw base		4150MESH-SC	Cylinder	50W PAR20, 30W R20
	440-WH 440-BL 440-SC 440-ABZ	Flush Gimbal Ring Flush Gimbal Ring Flush Gimbal Ring Flush Gimbal Ring (New tighter gap, uses 2" optical media)	35W MR16/ ES16 GU10 base (Requires GU10-WHIP)		4180FROST	Solid Glass Collar (torsion spring attachment)	50W PAR/R20 must use T599 Socket Extender
	448-WH 448-SC	Eyeball with Black Baffle Eyeball with Black Baffle	35W MR16/ ES16 GU10 base (Requires GU10-WHIP)		4181 CLEAR ◆	All Glass Shower (torsion spring attachment)	35W PAR20, 30W R20
	11-WH ◆	Drop Opal	30W R20				
	12W-WH ◆ 12W-SC ◆ 12W-ABZ ◆	Shower Trim, frosted perimeter lens Shower Trim, frosted perimeter lens Shower Trim, frosted perimeter lens	30W R20, 50W PAR20 must use T599 Socket Extender				
	16-WH	Scoop Wall Wash with higher inner shield	25W R14/40W R16 intermediate screw base				

Trim Size: 5" O.D.

**Trim Finish:** ABZ - Classic Aged Bronze, BL - Black, GP - Graphite,  
PW - Plastic White (Polycarbonate material shower trim), SC - Satin Chrome, SL - Silver, WH - White.  
Alzak is a registered trademark of Alcoa Corp.

Note: In Canada when insulation is present, Type IC fixtures must be used.

 JUNO IC housings meet IECC Energy Code requirements per ASTM E283.  
Air-Loc® rated trims are pre-gasketed for minimum air leakage with IC housings.

◆ UL Listed for use in wet location.

◆◆ UL Listed for use in wet location with outdoor rated lamp.



1300 S. Wolf Road • Des Plaines, IL 60018 • Phone (847) 827-9880 • Fax (847) 827-2925  
220 Chrysler Drive • Brampton, Ontario • Canada L6S 6B6 • Phone (905) 792-7335 • Fax (905) 792-0064  
Visit us at [www.junolightinggroup.com](http://www.junolightinggroup.com)

Printed in U.S.A. ©2008 Juno Lighting, LLC.